



Escalator Riser Cleaning Tool



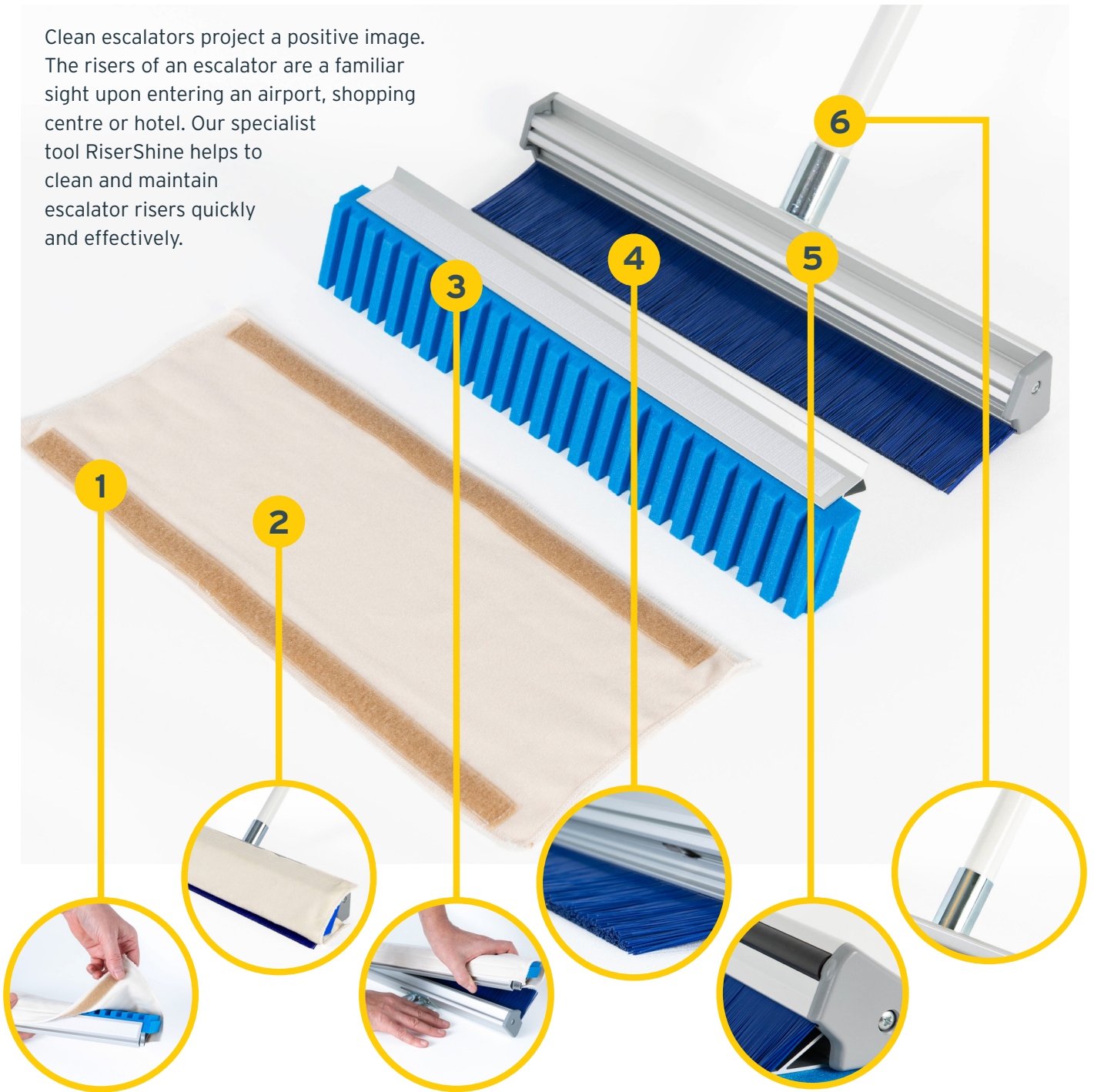
**Save
20%**

with our
Starter Kit
Offer

risershine.com

Key Features

Clean escalators project a positive image. The risers of an escalator are a familiar sight upon entering an airport, shopping centre or hotel. Our specialist tool RiserShine helps to clean and maintain escalator risers quickly and effectively.



1

Easy to remove cloth allows user to quickly change if required.

3

Pad snaps together easily to ensure perfect match for all types of riser profiles.

5

Rubber strip prevents aluminium head from damaging the treads.

2

QuadStretch Woven Cloth, specially designed to conform with riser profiles for optimum cleaning performance.

4

Stiff bristles to remove the toughest build up and reach the intricate tread corners.

6

Reinforced handle does not bend or damage, and ensures pressure is transferred to riser surface.

Maintain escalator risers quickly and effectively

Reduce Risk



Made with strong but lightweight aluminium and composite materials - minimises strain injury in use



Foaming cleaner is applied to cloth - keeps cleaning fluid away from escalator mechanism



Enables quick response to spills - reduces chance of accidents

Reduce Cost




Much lower purchase cost than specialist machinery




QuadStretch Woven Cloth lasts over 100 washes reducing consumable cost



Much faster than using a machine or 'hand and scourer'



Only a single operative required which maximises productivity




Strong and durable tool ensures longevity


Ease of Use



Simple to use - no need for extensive training



Does not require electrical power



Match pad profile to riser brand to ensure efficient clean



Easy to store and transport

Bullring Shopping Centre

Paul White, ABM Facility Services, Environmental Services Manager:

The RiserShine is working really well, and every member of staff uses it. It is very effective and does a better job of cleaning the escalator risers than anything else like it.

Operatives like that it is lightweight and easy to use, and consequently they have been using the tool every night, which has helped to get our escalators really clean and to an excellent standard.



Before

After

For best results we recommend Foaming Cleaner, Tanex Performa Concentrate

Purchase Options



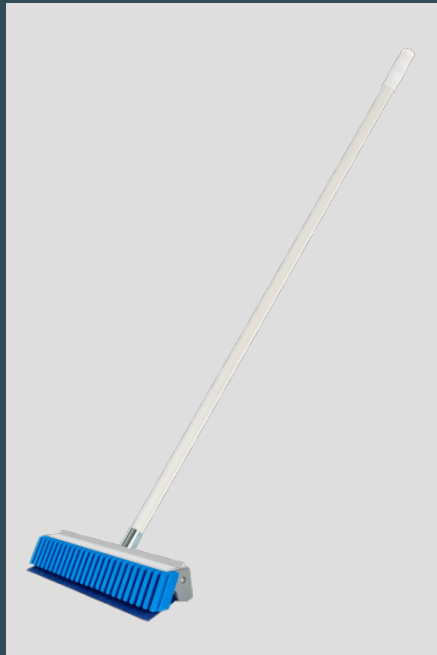
**Save
20%**

Starter Kit

Includes:

- 1x RiserShine Cleaning Tool
- 1x Pack 5 QuadStretch Woven Cloth
- 1x Foaming Cleaner Concentrate
- 2x Safety Hanging Signs
- 1x Spare RiserShine Cassette

41-536	Black (O&K, Kone)	£350
41-537	Blue (OTIS)	£350
41-538	Red (Schindler)	£350
41-539	Purple (Thyssen & Ros)	£350



RiserShine Cleaning Tool

41-522	Black (O&K, Kone)	£190
41-523	Blue (OTIS)	£190
41-524	Red (Schindler)	£190
41-540	Purple (Thyssen & Ros)	£190



Quick & Easy Tanex Performa

33-534	Foaming Riser Cleaner Concentrate	£25
33-539	Foaming Sprayhead System	£25



Replacement Cassette

41-532	Black (O&K, Kone)	£90
41-533	Blue (OTIS)	£90
41-534	Red (Schindler)	£90
41-535	Purple (Thyssen & Ros)	£90



QuadStretch Woven Cloth

41-511	Pack of 5 Cloths	£50
--------	------------------	-----



Safety Hanging Signs

40-583	Escalator Closed For Cleaning' Hanging Sign	£22
--------	---	-----

How to Use

There are different types of escalator which each have differing tread patterns. RiserShine has made this easy by providing colour coded tool heads for the common brand: Red, Blue, Black & Purple. Ensure that the foam profile matches your escalator:



1 Remove Cassette from tool.



2 Wrap the QuadStretch Woven Cloth around the cassette.



3 Snap the cassette and cloth back onto the tool head.

